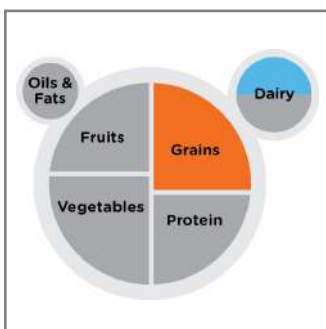


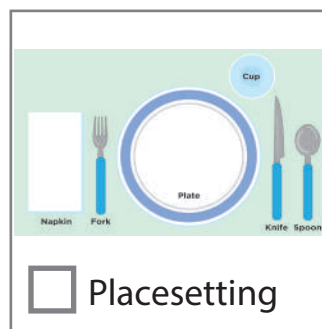
Cheese Sandwich



START HERE



Serves 1




Placesetting



Wash Hands

What I Use:



What I Need:



Cooking:

1.



Take off tab

2.



Open bag

3.




Take out bread

4.



1 2



Put 2 slices of bread on plate

5.

 Twist bag


6.

 Close bag


7.

 Scoop margarine with knife


8.

 Spread margarine on 1 slice of bread

9.

 Until all spread


10.

 Place cheese on bread

11.

 Make sandwich

12.

 With knife cut sandwich in half

12.

 Eat and enjoy!

Well Done!

Name: _____

Date: _____

Tools:

Pencil




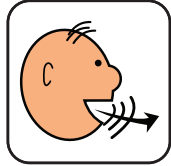


Eraser





Steps:

- Read the question.
- Count the money.
- Print the amount.
- Read what you can buy.
- Circle the dollar up.



I have



I can buy



margarine
\$5.99



veggie bacon
\$4.49



blueberries
\$2.99

Name: _____

Date: _____

Tools:

Pencil





Eraser



Steps:

- Say the word.
- How much money do you need? Print the answer.
- Circle the money.
- What is your change?
- Print your answer.



margarine
\$5.99



I need

\$



My change is \$ _____

-			.		
\$					

Name: _____

Date: _____

Tools:

Pencil




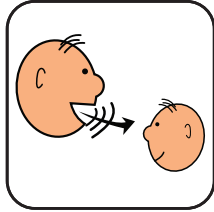
Eraser



Steps:

Read the question.


Circle the answer.




Cheese Sandwich




1. The recipe was




easy




hard



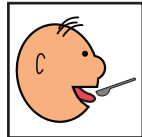
2. Did you taste the recipe?



yes



no



3. How did it taste?



good



bad



yucky



4. The recipe is




healthy




unhealthy



5. Will you make it again?



yes



no

Name: _____

Date: _____

Tools:

Pencil



Eraser




Steps:



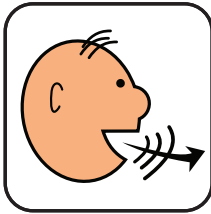
Say the item out loud.

Find the item in the kitchen.

Check mark We have  column.

If you did not find the item check mark
the need  column.

Make grocery list. 



Cheese Sandwich

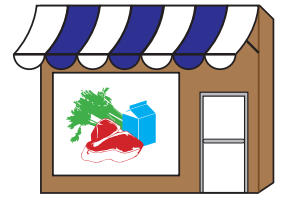




Ingredients



Have



Need



bread



margarine



cheese slices

Name: _____

Date: _____

Tools:

Pencil




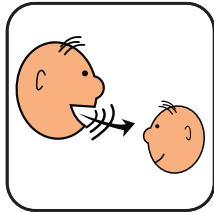
Eraser



Steps:

Read the question.

Circle the answer.



Cheese Sandwich



1. What did you make today?





cheese sandwich



cereal bars



butter and herb pasta



2. What did you use? (tools)



a spatula



oven mitts




a plate



3. What did you need? (ingredients)




honey



tomato



margarine




4. What did you do?



spraying



stirring



spreading



5. How did you make it?





none



microwave




toaster oven




6. Who did you make it with?



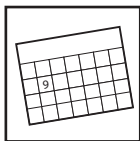
teacher



parent



helper



7. When did you make it?

Monday

Tuesday

Wednesday

Thursday

Friday

Saturday

Sunday



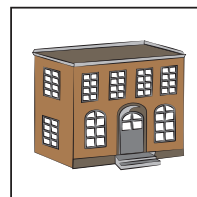
8. Where did you make it?



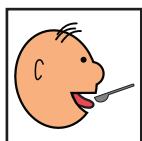
home



school



centre



9. How did it taste?



good




bad



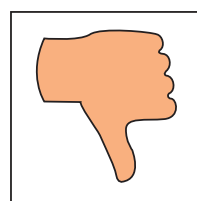
yucky



10. Will you make it again?



yes



no

Task Analysis

Name

Skill

Objective

Make Cheese Sandwich

Make Cheese Sandwich independently.

Staff

Advanced Legend

Basic Legend



Independently Completed



Needs Assistance

- FH Full Hand over Hand Prompt
- FVG Full Verbal & Gesture Prompt
- FV Full Verbal Prompt
- FG Full Gesture Prompt

- PH Partial Hand over Hand Prompt
- PV Partial Verbal Prompt
- PG Partial Gesture Prompt

Step	Behaviour	Date:								
1	Take off tab.									
2	Open bag.									
3	Take out bread.									
4	Put 2 slices of bread on plate.									
5	Twist bag.									
6	Close bag.									
7	Scoop margarine with knife.									
8	Spread margarine on 1 slice of bread.									
9	Until all spread.									
10	Place cheese on bread.									
11	Make sandwich.									
12	With knife, cut sandwich in half.									
13	Eat and enjoy.									
	SUM of Independent Responses									
	% of Independence									